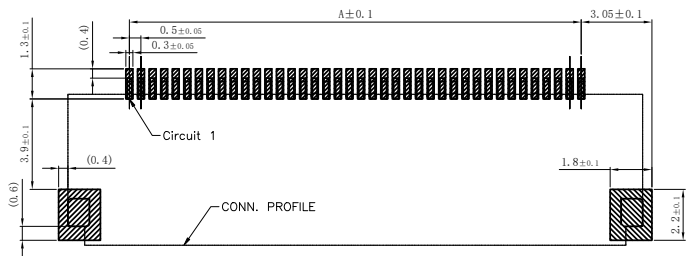
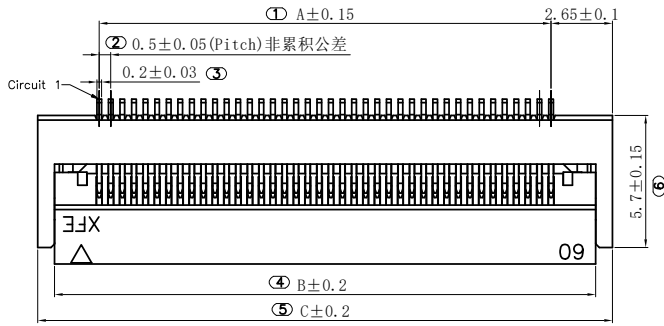
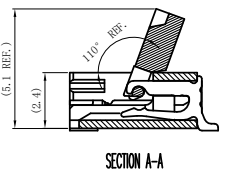
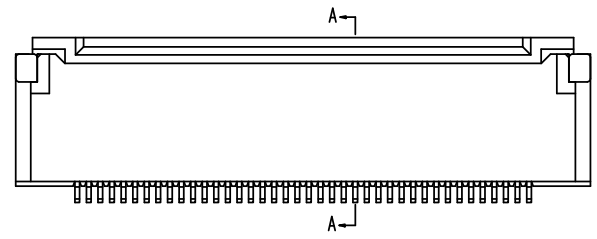
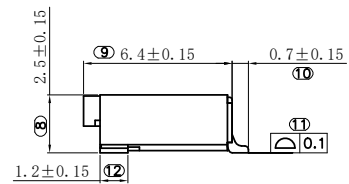
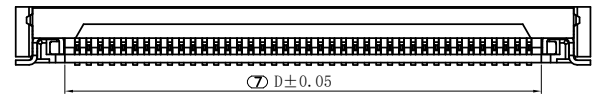



REV.	DESCRIPTION	DATE
B/0	升 B 版	2016.11.28
B/1	新增孔位30PIN	2017.06.23
B/2	新增孔位68PIN	2019.07.24
B/3	新增孔位24PIN	2020.03.18



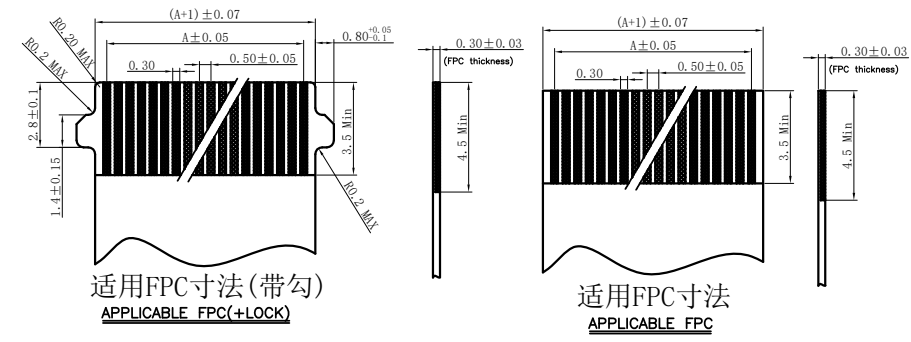
适用线路板  
RECOMMENDED PCB LAYOUT



NOTES:  
 1. MATERIAL SEE TABLE;  
 2. PLATING SEE TABLE;  
 3. RATING  
 3-1. OPERATING TEMPERATURE: -40~105°C  
 3-2. OPERATING VOLTAGE: 50V AC/DC  
 3-3. CURRENT RATING: 0.5 AMPS  
 3-4. DIELECTRIC WITHSTANDING VOLTAGE:  
 500V AC/Minute;  
 3-5. INSULATION RESISTANCE: 500MΩ Min;  
 3-6. CONTACT RESISTANCE: 0.03Ω Max;  
 4. PART NO.  
 60082-\*\*07-5001  
 SERIES  
 CIRCUIT NO. 04-80  
 Packing Option:  
 0=Reel Packing  
 Lead Free & HF  
 5=Halogen-Free  
 Plating:  
 1=Contact area and Solder tails area Gold Plating 1μ" Min. Over Ni 30μ" Min.

CKT	Dim A	Dim B	Dim C	Dim D	CKT	Dim A	Dim B	Dim C	Dim D
9	4.0	7.85	9.3	5.05					
10	4.5	8.35	9.8	5.55	40	19.5	23.35	24.8	20.55
					41	20.0	23.85	25.3	21.05
20	9.5	13.35	14.8	10.55					
					50	24.5	28.35	29.8	25.55
					51	25.0	28.85	30.3	26.05
24	11.5	15.35	16.8	12.55					
26	12.5	16.35	17.8	13.55					
30	14.5	18.35	19.8	15.55					
					60	29.5	33.35	34.8	30.55
					68	33.5	37.35	38.8	34.55

借用登记  
旧底图总号  
底图总号  
签字  
日期



适用FPC寸法(带勾)  
APPLICABLE FPC(+LOCK)

适用FPC寸法  
APPLICABLE FPC

序号	图号	名称	材料	数量	附注
4	122-0082-001	崩片 Fitting Nail	磷青铜 Phosphor Bronze	2	电镀(锡): 整个表面镀底镍30u"MIN, 再镀厚锡80u"MIN.
3	142-0082-001	物 Actuator	LCP UL94V-0	1	黑色
2	112-0082-001	端子 Contact	磷青铜 Phosphor Bronze	n×1	电镀: 整个表面镀底镍30u"MIN, 接触点与焊脚点功能镀金1u"MIN.
1	132-0082-001	盖 Housing	LCP (UL94V-0)	1	本色

GENERAL TOLERANCES  
 0.X ±0.25 X° ±3°  
 0.XX ±0.12  
 0.XXX ±0.05 X.X° ±0.5°

DRAWN BY 赵博博/2016.11.28  
 CHK. BY 崔华文/2016.11.28  
 APRV. BY 洪新江/2016.11.28

DRAWING NO. 006-0082-001

1 OF 1

PART NO. 60082-\*\*07-5001

TITLE 0.5 FPC CONN. ZIF SMT FRONTFLIP H=2.5 DOUBLE LOWER CONTACT

新富尔电子有限公司  
XINFUER ELECTORN CO.,LTD

PROD. NAME 0.5-09-nPBX