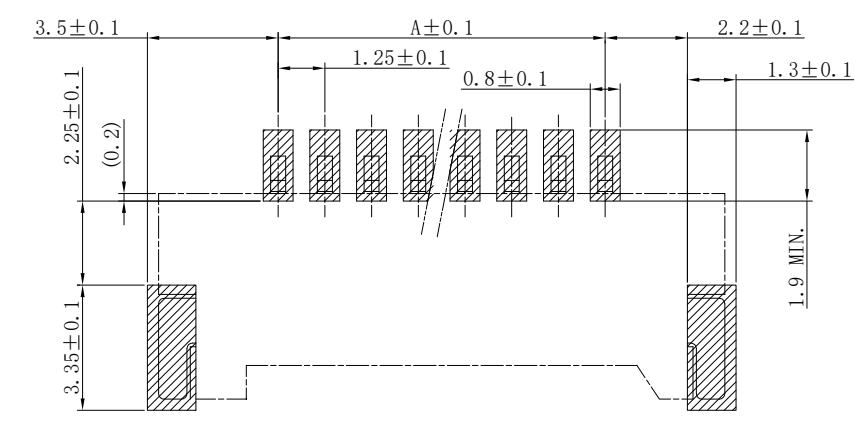
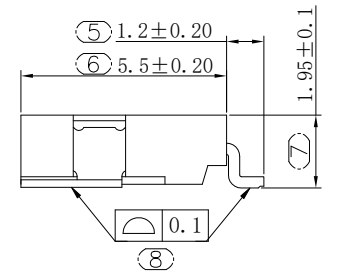
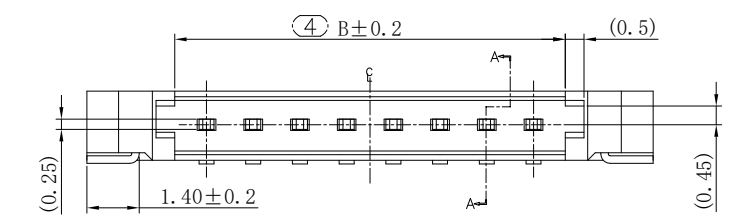
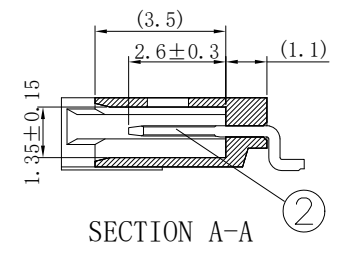
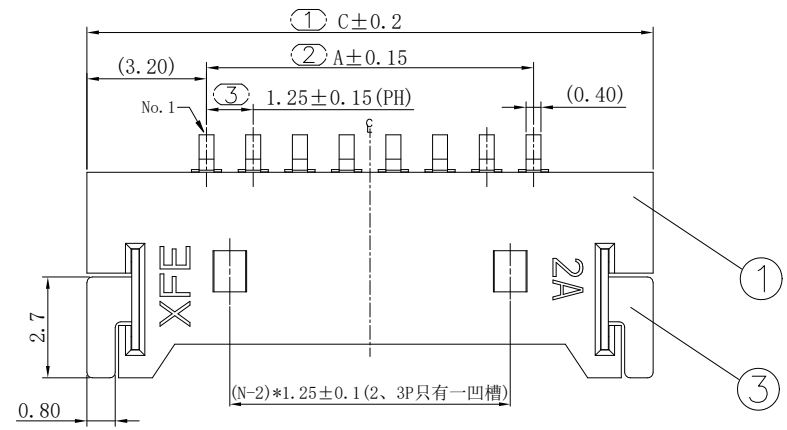


REV.	DESCRIPTION	DATE
B/0	升 B 版	2017.02.14
B/1	新增14Pin	2022.03.26



NOTES:
 1. MATERIAL SEE TABLE;
 2. PLATING SEE TABLE;
 3. RATING
 3-1. OPERATING TEMPERATURE: -25~85°C
 3-2. OPERATING VOLTAGE: 125V AC/DC
 3-3. CURRENT RATING: 1.0 AMPS(AWG#28)
 3-4. DIELECTRIC WITHSTANDING VOLTAGE: 1000V AC/Minute;
 3-5. INSULATION RESISTANCE: 1000MΩ Min;
 3-6. CONTACT RESISTANCE: 0.03Ω Max;
 4. PART NO.

61025-**-03-1008
 SERIES
 CIRCUIT NO. 02-30
 Packing Option:
 0=Reel Packing
 Lead Free & HF
 1=Lead Free
 Plating:
 3=Gold Flash OVER
 Ni 30μ"Min..

5. 匹配线端料号:
 21025-1H**-1004

CKT	Dim A	Dim B	Dim C	CKT	Dim A	Dim B	Dim C
2	1.25	2.95	7.65				
3	2.50	4.20	8.90				
4	3.75	5.45	10.15				
5	5.00	6.70	11.40				
7	7.50	9.20	13.90				
9	10.00	11.70	16.40				
10	11.25	12.95	17.65				
14	16.25	17.95	22.65				

3	122-1025-001	带帽 Fitting Nail	磷青铜 Phosphor Bronze	2	电镀: 整个表面镀层30u"MIN, 焊盘镀Gold Flash.
2	112-1025-001	端子 Contact	磷青铜 Phosphor Bronze	n×1	电镀: 整个表面镀层30u"MIN, 焊盘镀Gold Flash.
1	132-1025-001	基板 Wafer	PA6T(UL94V-0)	1	本色
序号	图号	名称	材料	数量	附注

GENERAL TOLERANCES			DRAWN BY	赵婷婷/2017.02.14	
0.X	±0.25	X.* ±3°	CHK. BY	崔华文/2017.02.14	
0.XX	±0.12		APRV. BY	洪新江/2017.02.14	
0.XXX	±0.05	X.X* ±0.5°	DRAWING NO.	006-1025-006	
UNIT	SIZE	SCALE			
MM	A4	1:1			
			SHEET		1 OF 1
			PROD. NAME		DF14B-nAWB-6T
			PART NO.		61025-**-03-1008
			TITLE		
			1.25 WTB CONN. SMT SINGLE ROW RIGHT-ANGLE		

PCB寸法
 PCB Layout

借用登记
 旧底图总号
 底图总号
 签字
 日期