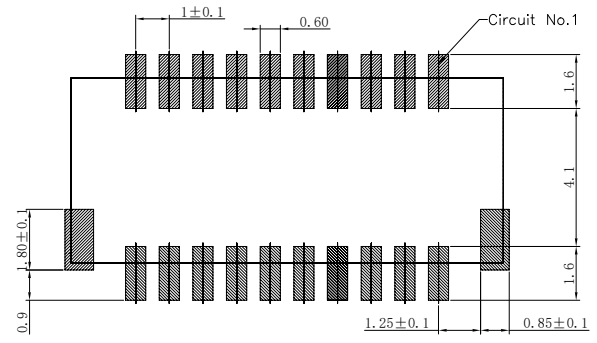
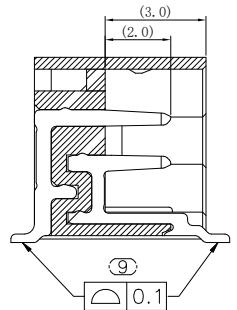
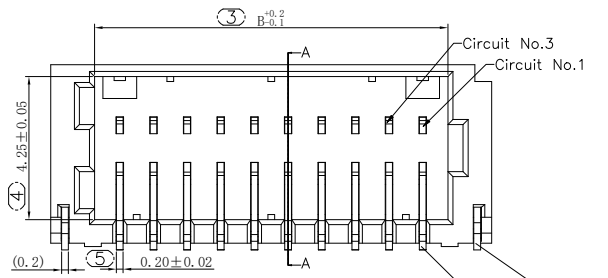
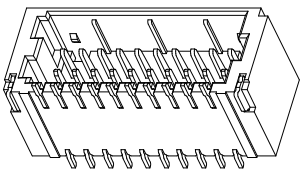
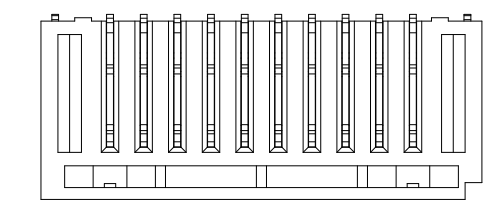
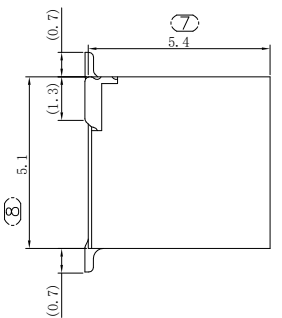
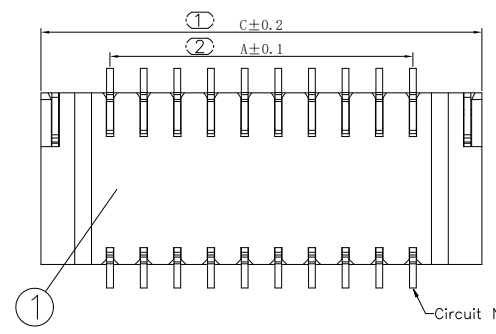


0 9 8 7 6 5 4 3 2 1

REV.	DESCRIPTION	DATE
A/0	新版发行	2017.03.20



PCB寸法
PCB Layout



NOTES:
 1. MATERIAL SEE TABLE;
 2. PLATING SEE TABLE;
 3. RATING
 3-1. OPERATING TEMPERATURE:-25~85°C
 3-2. OPERATING VOLTAGE: 50V AC/DC
 3-3. CURRENT RATING: 1AMPS(28#)
 3-4. DIELECTRIC WITHSTANDING VOLTAGE:
 500V AC/Minute;
 3-5. INSULATION RESISTANCE:100MΩ Min;
 3-6. CONTACT RESISTANCE:0.03Ω Max;
 4. PART NO.
 61014-**03-1001
 SERIES Lead Free & HF
 1=Lead Free
 CIRCUIT NO Plating:
 3=Gold Flash
 Packing Option: OVER Ni 30μ"Min..
 0=Reel Packing

孔位 poles	A	B	C
12	5	6.5	9.1
16	7	8.5	11.1
20	9	10.5	13.1
30	14	15.5	18.1
40	19	20.5	23.1
50	24	25.5	28.1

借用登记

旧底图总号

底图总号

签字

日期

B
A

0 9 8 7 6 5 4 3 2 1

序号	图号	名称	材料	数量	附注
3	122-1014-001	焊片 Fitting Nail	磷青铜 Phosphor Bronze	2	镀金:整个表面镀底镍30u"MIN,再镀金Gold Flash .
2	112-1014-001	端子 Contact	磷青铜 Phosphor Bronze	n×1	镀金:整个表面镀底镍30u"MIN,再镀金Gold Flash .
1	132-1014-001	基板 Wafer	PA9T(UL94V-0)	1	镀金

GENERAL TOLERANCES		DRAWN BY 赵博博/2017.03.20	新富尔电子有限公司 XINFUER ELECTORN CO.,LTD
0.X ±0.25	X.* ±3°	CHK. BY 崔华文/2017.03.20	
0.XX ±0.12		APRV. BY 洪新江/2017.03.20	
0.XXX ±0.05	X.X.* ±0.5°	DRAWING NO. 006-1014-001	SHEET 1 OF 1 PROD. NAME SHD-2*nAWB PART NO. 61014-**03-1001 TITLE 1.0 WTB CONN. SMT SINGLE ROW RIGHT-ANGLE