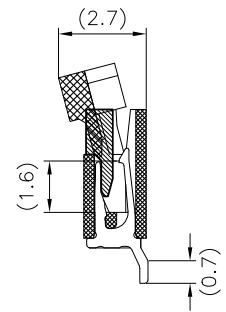
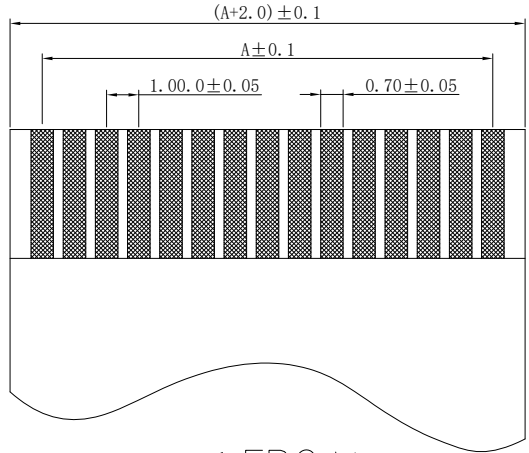
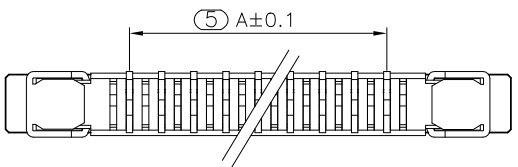
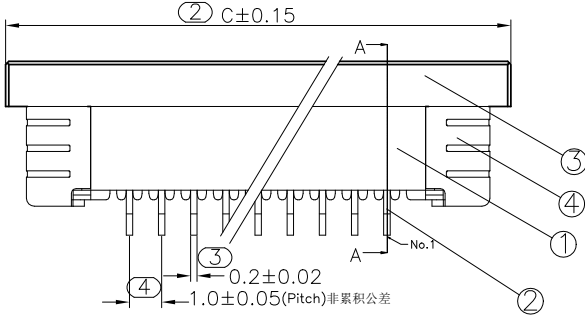
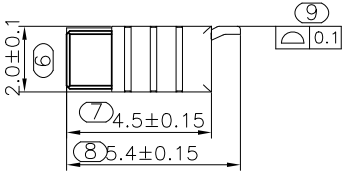
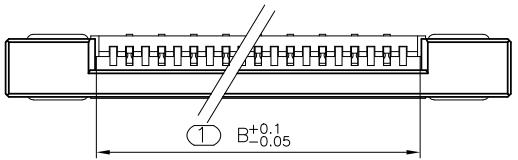
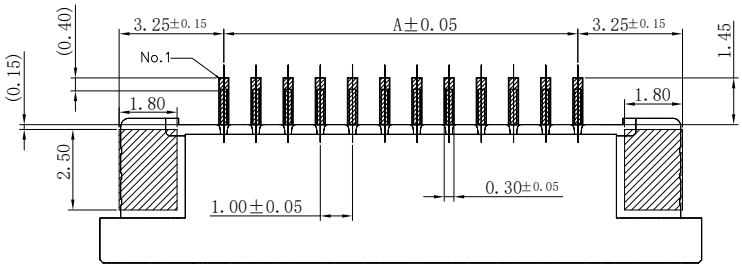


REV.	DESCRIPTION	DATE
B/0	升 B 版	2016.12.28



SECTION A-A



适用线路板
 RECOMMENDED PCB LAYOUT

- NOTES:
 1. MATERIAL SEE TABLE;
 2. PLATING SEE TABLE;
 3. RATING
 3-1. OPERATING TEMPERATURE: $-25 \sim 85^{\circ}\text{C}$
 3-2. OPERATING VOLTAGE: 50V AC/DC
 3-3. CURRENT RATING: 1.0 AMPS
 3-4. DIELECTRIC WITHSTANDING VOLTAGE:
 500V AC/Minute;
 3-5. INSULATION RESISTANCE: $500\text{M}\Omega$ Min;
 3-6. CONTACT RESISTANCE: 0.03Ω Max;
 4. PART NO.
 60066-**01-5001
 SERIES
 CIRCUIT NO. 02-29
 Packing Option:
 0=Reel Packing
 Lead Free & HF
 5=Halogen-Free
 Plating:
 1=BRIGHT-TIN
 80 μ Min OVER Ni
 30 μ Min..

CKT	Dim A	Dim B	Dim C	CKT	Dim A	Dim B	Dim C
2	1	3.06	8.7	16	15	17.06	22.7
3	2	4.06	9.7	17	16	18.06	23.7
4	3	5.06	10.7				
6	5	7.06	12.7				
7	6	8.06	13.7				
				22	21	23.06	28.7
10	9	11.06	16.7				
11	10	12.06	17.7				
12	11	13.06	18.7				
13	12	14.06	19.7	27	26	28.06	33.7
14	13	15.06	20.7				

借用登记
 旧底图总号
 底图总号
 签字
 日期

适用FPC寸法
 APPLICABLE FPC

4	122-0001-001	焊片 Fitting Nail	磷青铜 Phosphor Bronze	2	电镀(锡): 整个表面镀底镍30u"MIN,再镀锡 80u"MIN..
3	142-0021-001	微动 Actuator	LCP(UL94V-0)	1	黑色
2	112-0022-001	端子 Contact	磷青铜 Phosphor Bronze	n×1	电镀(锡): 整个表面镀底镍30u"MIN,再镀锡 80u"MIN..
1	132-0021-001	基座 Housing	LCP(UL94V-0)	1	本色
序号	图号	名称	材料	数量	备注

GENERAL TOLERANCES			DRAWN BY	赵博博/2016.12.28	
0.X	± 0.25	X.* $\pm 3^{\circ}$	CHK. BY	崔华文/2016.12.28	
0.XX	± 0.12		APRV. BY	洪新江/2016.12.28	
0.XXX	± 0.05	X.X* $\pm 0.5^{\circ}$	DRAWING NO.	006-0066-001	
UNIT	SIZE	SCALE	DRAWING NO.	1 OF 1	PART NO.
MM	A4	1:1		006-0066-001	60066-**01-5001
			TITLE	1.0 FPC CONN. ZIF SMT DRAWER H=2.0 LOWER CONTACT	

ZIF XFE 新富尔电子有限公司
 XINFUER ELECTORN CO.,LTD

SHEET PROD. NAME 1.0-08-nPBX