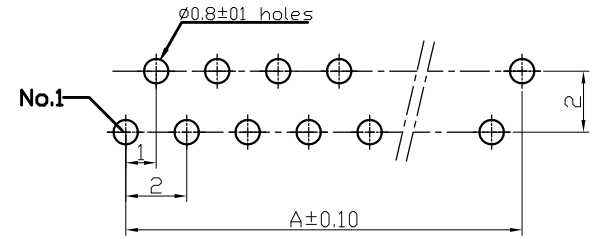
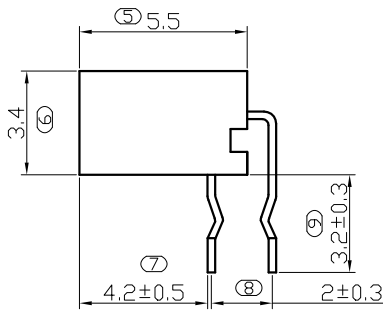
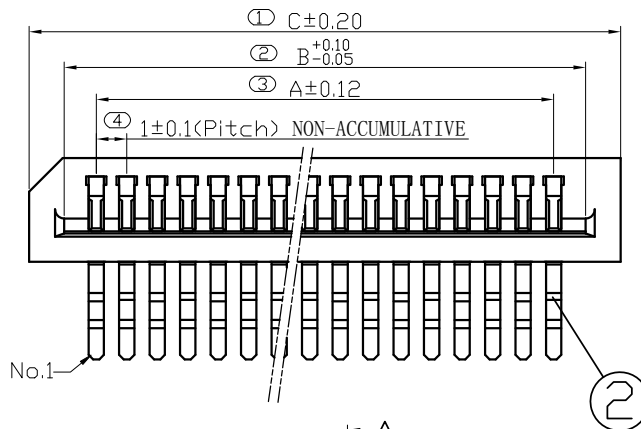
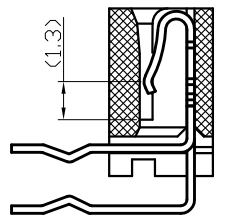
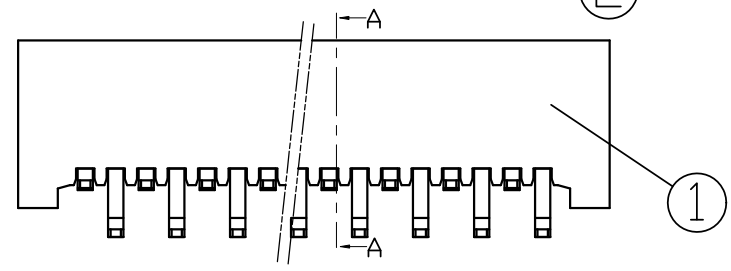


REV.	DESCRIPTION	DATE
B/0	升 B 版	2017.01.02
B/1	原器件插口位置图面出错, 现更正	2018.12.13



RECOMMENDED PCB LAYOUT

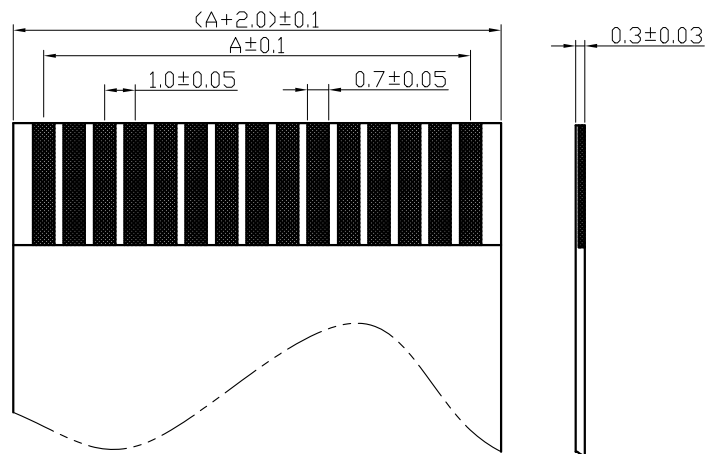


SEC:A-A

CKT	Dim A	Dim B	Dim C	CKT	Dim A	Dim B	Dim C
4	3	5.06	7.6	24	23	25.06	27.6
5	4	6.06	8.6	25	24	26.06	28.6
6	5	7.06	9.6	26	25	27.06	29.6
7	6	8.06	10.6	27	26	28.06	30.6
8	7	9.06	11.6	28	27	29.06	31.6
9	8	10.06	12.6	29	28	30.06	32.6
10	9	11.06	13.6	30	29	31.06	33.6
11	10	12.06	14.6	31	30	32.06	34.6
12	11	13.06	15.6	32	31	33.06	35.6
13	12	14.06	16.6	33	32	34.06	36.6
14	13	15.06	17.6	34	33	35.06	37.6
15	14	16.06	18.6	35	34	36.06	38.6
16	15	17.06	19.6	36	35	37.06	39.6
17	16	18.06	20.6	37	36	38.06	40.6
18	17	19.06	21.6	38	37	39.06	41.6
19	18	20.06	22.6	39	38	40.06	42.6
20	19	21.06	23.6	40	39	41.06	43.6
21	20	22.06	24.6				
22	21	23.06	25.6				
23	22	24.06	26.6				

- NOTES:
- MATERIAL SEE TABLE;
 - PLATING SEE TABLE;
 - RATING
 - 3-1. OPERATING TEMPERATURE: -25~85°C
 - 3-2. OPERATING VOLTAGE: 125V AC/DC
 - 3-3. CURRENT RATING: 1.0 AMPS
 - 3-4. DIELECTRIC WITHSTANDING VOLTAGE: 500V AC/Minute;
 - 3-5. INSULATION RESISTANCE: 500MΩ Min;
 - 3-6. CONTACT RESISTANCE: 0.03Ω Max;
 - PART NO.

60038-***11-1001
 SERIES: Lead Free & HF, 1=Lead Free
 CIRCUIT NO.: 04-40
 Plating: 1=BRIGHT-TIN, 80 μ" Min OVER Ni, 30 μ" Min..
 Packing Option: 1=Tube Packing



APPLICABLE FPC

2	112-0038-001	端子 Contact	材料 Phosphor Bronze	数量 n×1	规格: 最大插针间距30μ"MIN, 接触面30μ"MIN
1	132-0036-001	基 Housing	材料 PA46(U94V-0)	数量 1	规格
序号	图号	名称	材料	数量	附注

GENERAL TOLERANCES			DRAWN BY	新富尔电子有限公司	
0.X	±0.25	X.° ±3°	赵博博/2017.01.02	XINFUER ELECTRON CO.,LTD	
0.XX	±0.12		崔华文/2017.01.02		
0.XXX	±0.05	X.X° ±0.5°	洪新江/2017.01.02		
UNIT	SIZE	SCALE	DRAWING NO.	SHEET	PROD. NAME
MM	A4	1:1	006-0038-001	1 OF 1	1.0A-nPWS
				PART NO.	60038-***11-1001
			TITLE		
			1.0 FPC CONN. NON-ZIF DIP H=3.4 CONTACT		

借用登记
 旧底图总号
 底图总号
 签字
 日期