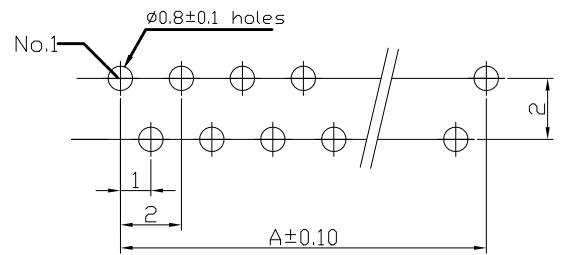
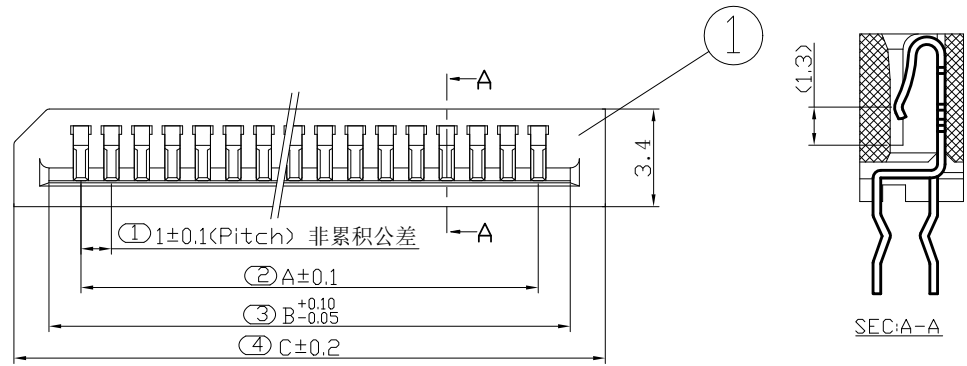
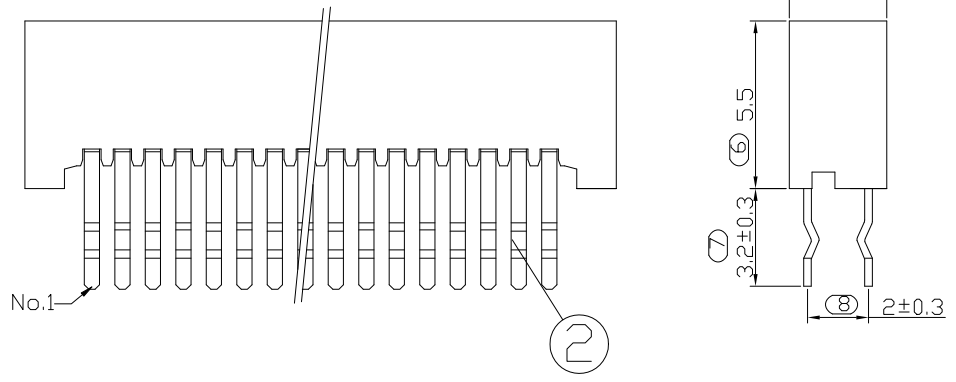


REV.	DESCRIPTION	DATE
B/0	升 B 版	2017.01.02
B/1	原器件槽口位置图面出错, 须更正	2018.12.13

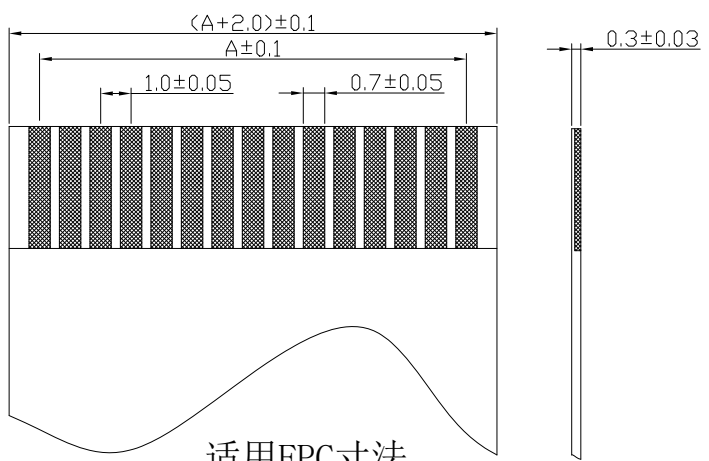


适用线路板
RECOMMENDED PCB LAYOUT



NOTES:
 1. MATERIAL SEE TABLE;
 2. PLATING SEE TABLE;
 3. RATING
 3-1. OPERATING TEMPERATURE: -25~85°C
 3-2. OPERATING VOLTAGE: 125V AC/DC
 3-3. CURRENT RATING: 1.0 AMPS
 3-4. DIELECTRIC WITHSTANDING VOLTAGE:
 500V AC/Minute;
 3-5. INSULATION RESISTANCE: 500MΩ Min;
 3-6. CONTACT RESISTANCE: 0.03Ω Max;
 4. PART NO.
 60037-***11-1001
 SERIES: T
 CIRCUIT NO.: 04-40
 Packing Option:
 1=Tube Packing
 Lead Free & HF
 1=Lead Free
 Plating:
 1=BRIGHT-TIN
 80μ"Min OVER Ni
 30μ"Min..

CKT	Dim A	Dim B	Dim C	CKT	Dim A	Dim B	Dim C
4	3	5.06	7.6	24	23	25.06	27.6
5	4	6.06	8.6	25	24	26.06	28.6
6	5	7.06	9.6	26	25	27.06	29.6
7	6	8.06	10.6	27	26	28.06	30.6
8	7	9.06	11.6	28	27	29.06	31.6
9	8	10.06	12.6	29	28	30.06	32.6
10	9	11.06	13.6	30	29	31.06	33.6
11	10	12.06	14.6	31	30	32.06	34.6
12	11	13.06	15.6	32	31	33.06	35.6
13	12	14.06	16.6	33	32	34.06	36.6
14	13	15.06	17.6	34	33	35.06	37.6
15	14	16.06	18.6	35	34	36.06	38.6
16	15	17.06	19.6	36	35	37.06	39.6
17	16	18.06	20.6	37	36	38.06	40.6
18	17	19.06	21.6	38	37	39.06	41.6
19	18	20.06	22.6	39	38	40.06	42.6
20	19	21.06	23.6	40	39	41.06	43.6
21	20	22.06	24.6				
22	21	23.06	25.6				
23	22	24.06	26.6				



适用FPC寸法
APPLICABLE FPC

2	112-0037-001	端子 Contact	磷青铜 Phosphor Bronze	n×1	电镀(锡): 整个表面镀底镍30u"MIN, 再镀锡80u"MIN.
1	132-0036-001	基座 Housing	PA46(UL94V-0)	1	艳
序号	图号	名称	材料	数量	附注

GENERAL TOLERANCES		DRAWN BY	赵博博/2017.01.02	 新富尔电子有限公司 XINFUER ELECTORN CO.,LTD	
0.X	±0.25	X.*	±3°		SHEET
0.XX	±0.12				
0.XXX	±0.05	X.X*	±0.5°	1 OF 1	1.0A-nPLF
UNIT	SIZE	SCALE	DRAWING NO.	PART NO.	
MM	A4	1:1	006-0037-001	60037-***11-1001	
			TITLE	1.0 FPC CONN. NON-ZIF DIP H=5.5 CONTACT	

借用登记
旧底图总号
底图总号
签字
日期